



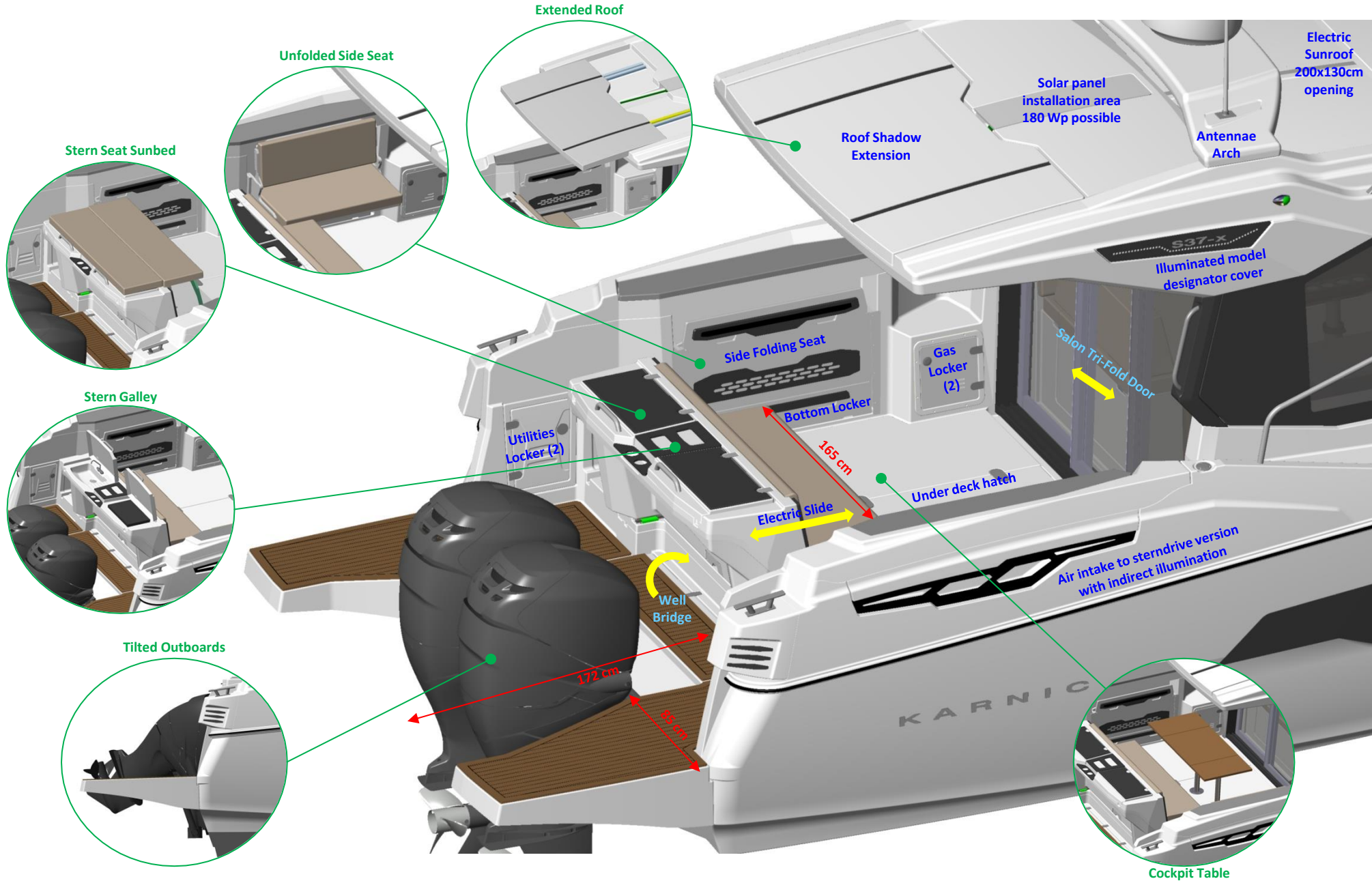
# New Karnic **S37-x** Model Presentation

## SPECIFICATION

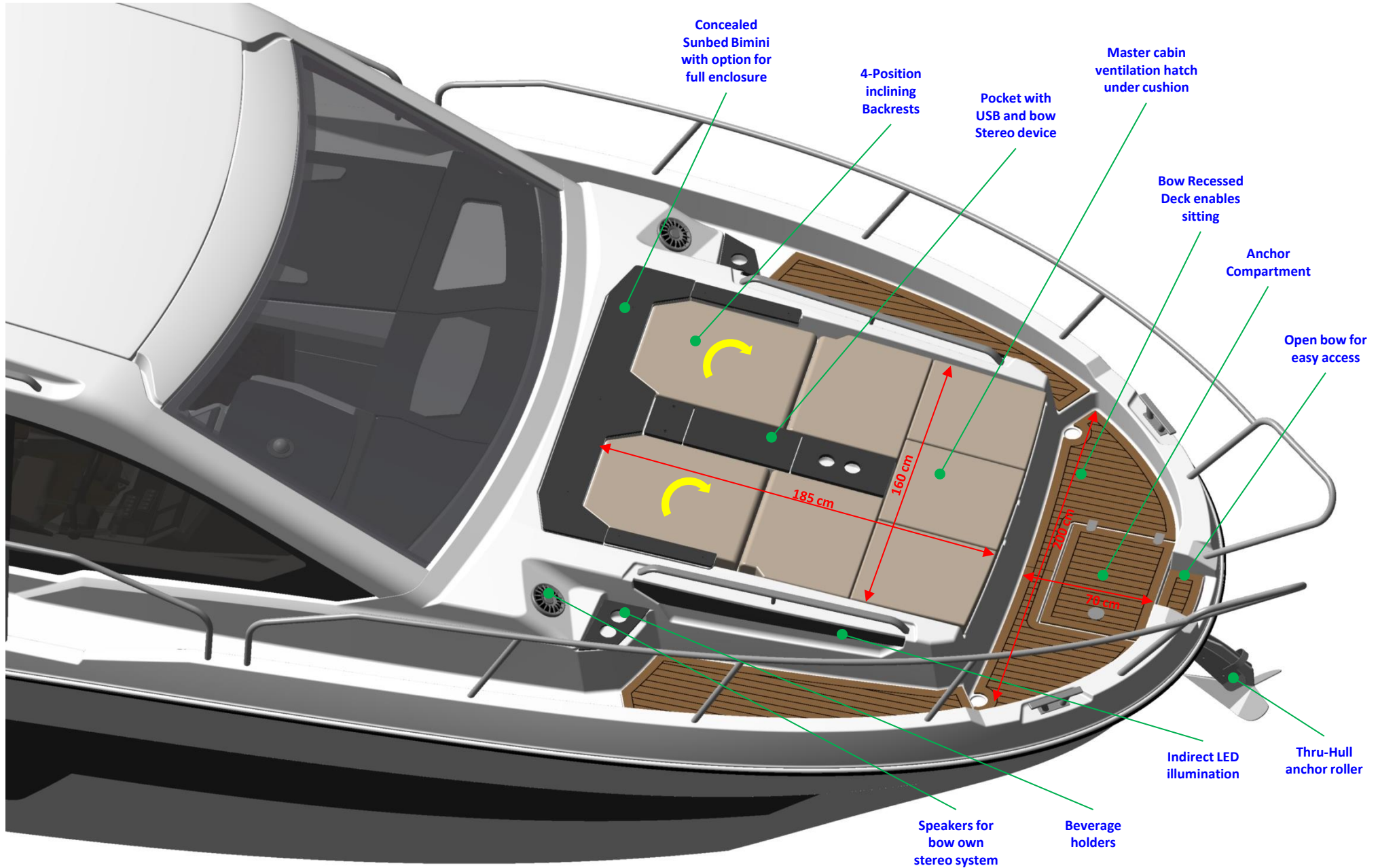
Length Overall:	11.460 m
Hull Length:	9.98 m
Beam:	3.60 m
Dry Weight:	6200 kg
Fuel capacity:	2 x 400 lt
Water capacity:	200 lt
Waste:	90 lt
Power, model <b>S37 x</b> :	Twin Outboard
Power, model <b>S37 D</b> :	Twin Sterndrive Diesel



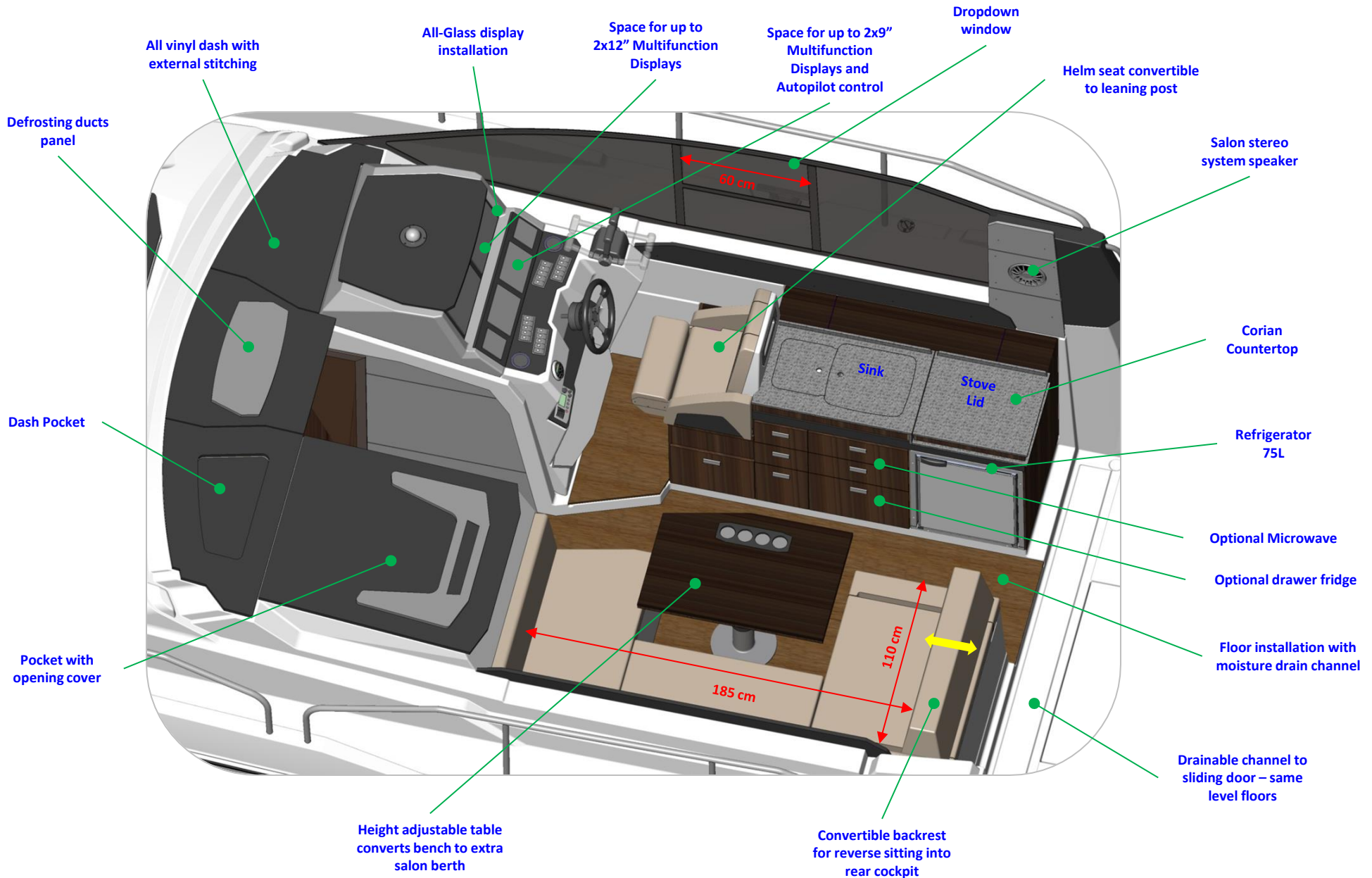
# Rear Cockpit and Roof



# Bow and Sunbed



# Salon and Helm



# Cabin Interior

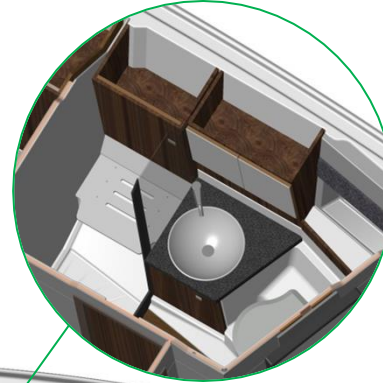
Starboard Cabin



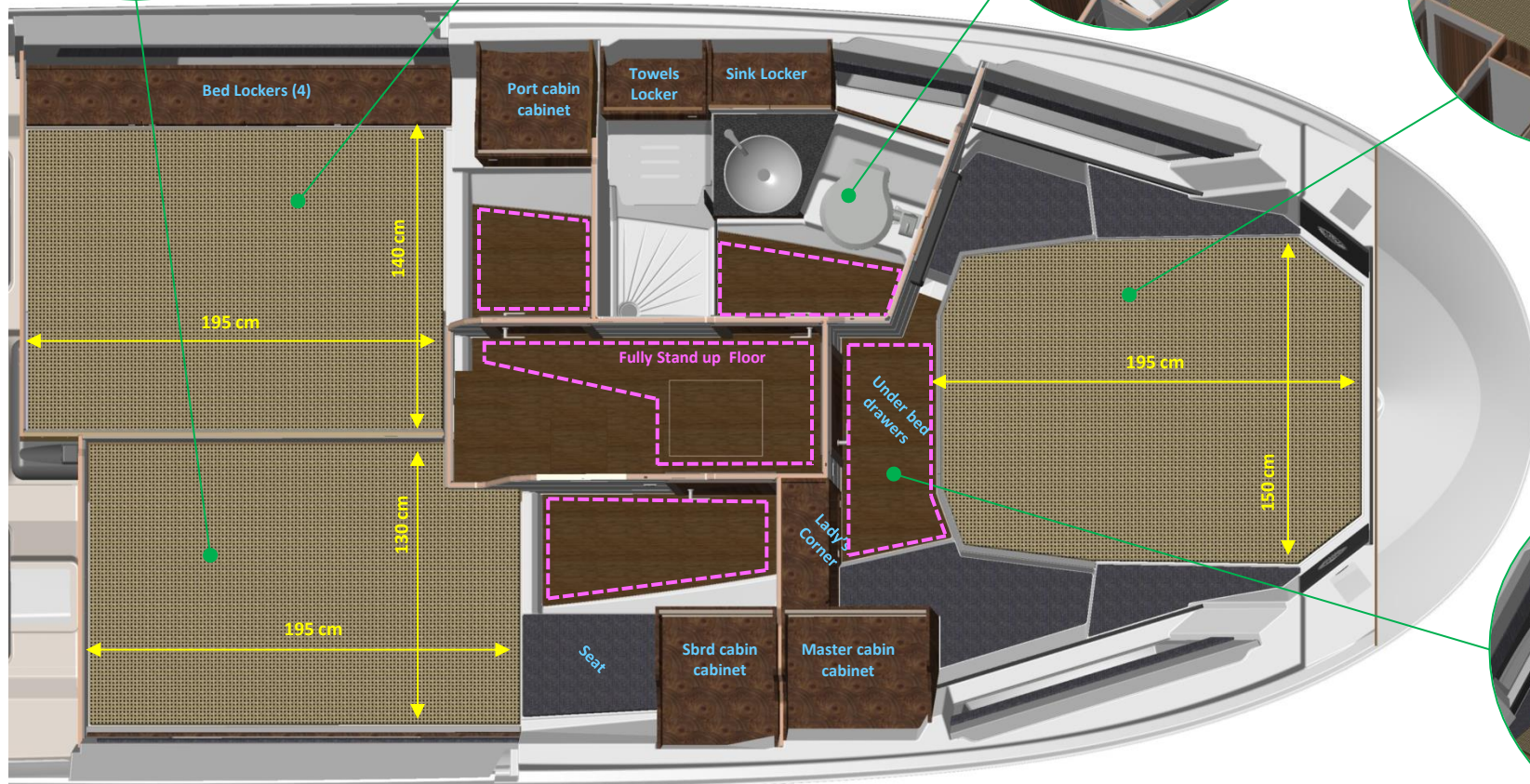
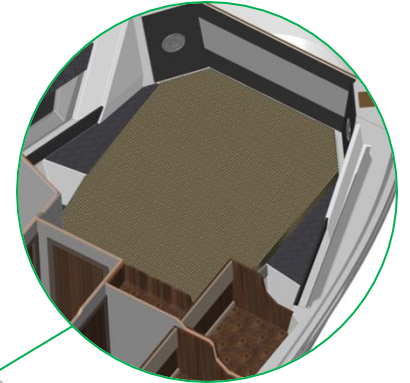
Port Cabin



WC-Shower



Master Cabin  
Fwd View



Master Cabin  
Aft View



# Standard Features and Accessories

## CONSTRUCTION

- All composite foam injected hull structure with osmosis resistant vinyl ester skin coat
- 3-ply interior walling for maximum insulation
- Floors and walls designed with moisture drain channels
- Bonded interior cabinetry and door frames
- Real wood interior

## STERN AND REAR COCKPIT

- Bench seat module with electric position adjustment
- Seat size 1.65m convertible to sunbed
- Stern galley with concealed sink and optional grill
- Bench seat internal storage
- Port and starboard transom doors
- Side storage pockets
- Under deck central storage
- Under deck port and starboard storage
- Extended swim platforms with engine protection when tilted
- Engine well bridge connection
- Stern utilities lockers
- Transom shower Hot-Cold

## HELM AND SALON

- Same level floor with recessed entrance door frame installation
- Side ventilation windows (0.6m wide)
- Tri-fold sliding door openable at either side
- U-shape sofa with height adjustable table to convert to berth (1.85x1.10m)
- Galley with Corian top, covered sink, two-burner gas stove and drawer storage
- Galley refrigerator 75L
- Helm seat adjustable to leaning post
- Adjustable steering wheel in leather
- All-glass dashboard installation of navigation displays
- Dark vinyl forward dashboard with external stitching and pockets
- Windshield wipers
- Sound system and speakers
- Side and door curtains
- Wood flooring with moisture drain channels

## SUNBED AND BOW

- Fully accessible sunbed (1.85x1.60m)
- Adjustable backrests – 4-positions
- Sunbed own sound system, USB sockets, storage pocket and beverage holders
- Lower and recessed bow deck level
- Sunbed low profile grab rails
- Indirect LED lighting
- Concealed anchor windlass and thru-hull anchor roller
- Extended lower level deck with bow access

## CABIN INTERIOR

- Three cabins with own privacy door
- Interior with 3-ply walling and moisture drain channels
- Interior wood flooring with moisture drain channels
- Bonded walls and cabinetry

## MASTER CABIN

- Side accessible bed (1.50x1.95m) with mattress
- Clothes cabinet
- Stand-up entrance and dressing area
- 'Lady's corner' with mirror, benchtop, drawers and locker
- Under bed drawers
- Side illumination windows with opening portholes(2) and curtain
- Roof ventilation hatch
- LED illumination, bed spotlights and USB sockets
- Own sound system with speakers

## PORT CABIN

- Bed with mattress (1.40x1.95m)
- Clothes cabinet
- Bed lockers(4)
- Stand-up entrance and dressing area
- Side illumination window with opening porthole and curtain
- LED illumination, bed spotlights and USB sockets

## STARBOARD CABIN

- Bed with mattress (1.30x1.95m)
- Clothes cabinet
- Stand-up entrance and dressing area
- Side illumination window with opening porthole and curtain
- LED illumination, bed spotlights and USB sockets

## SHOWER-WC COMPARTMENT

- Wash basin fitted on Corian top
- Mirror cabinet
- Illumination window with opening porthole
- Window curtain
- Shower enclosure with seat
- Towels cabinet
- Electric toilet

## OTHER FEATURES AND INSTALLATIONS

- Forward, rear and middle heavy duty styled cleats
- Stainless steel deck rails
- Electric sunroof with 2.0x1.3m opening
- Low profile radar and antennae arch
- Dedicated area for optional solar panel installation (180Wp)
- Roof low profile grab rails
- Step grab handles
- Navigation lights, LED
- Horn
- Automatic bilge pumps(2)
- Hot water boiler
- Shore power including battery charger

# Optional Equipment

## **MODEL VERSIONS**

- Model S37-x blank boat
- Model S37-x with Engine Package 1
- Model S37-x with Engine Package 2

## **INTERIOR OPTIONS**

- Walnut floors and cabinetry
- White oak floors and cabinetry
- Interior upholstery colour <Option1>
- Interior upholstery colour <Option2>

## **FLOORING**

- Teak Package 1: Replace standard SeaDek at stern and bow
- Teak Package 2: Open cockpit including stern and bow
- Vinyl Snap-On flooring: Open cockpit excluding stern standard SeaDek
- Vinyl Snap-On flooring: Salon and helm

## **CANVAS AND SHADE**

- Aft cockpit full weather canvas enclosure
- Aft cockpit shadow covers, sides and rear
- Sunbed bimini
- Sunbed bimini canvas enclosure
- Sunbed bimini side shadow covers
- Bow sunbed weather protection cover
- Stern bench seat weather protection cover
- Front windshield cover
- Electric aft roof shadow extension

## **ELECTRONICS AND ELECTRICAL**

- NavDisplay Pack1: Single Raymarine Axiom 12"
- NavDisplay Pack2: Twin Raymarine Axiom 12"
- EngDisplay Pack1: Single Raymarine Axiom 9"
- EngDisplay Pack2: Twin Raymarine Axiom 9"
- 'All-Glass' display installation
- Autopilot
- Raymarine radome 4kw
- VHF
- Depth sounder transducer
- TV antenna and salon wiring
- TV LED 32" in salon
- TV wiring for master cabin
- External indirect LED lighting
- Underwater LED lights

## **SYSTEMS AND EQUIPMENT**

- Open cockpit folding seat w/ backrest, port
- Open cockpit folding seat w/ backrest, sbrd
- Cockpit removable teak table
- Galley drawer refrigerator/freezer
- Galley microwave
- Stern galley grill
- Bow thruster
- Trim tabs
- Generator 6kw
- Inverter 12/220V
- Solar panel installation 180Wp
- Air conditioning
- Heating with windshield defrosting
- Deep cycle battery bank